

Accident and Incident Statistics – Quarter 4 2021/22

Quarter 4 Accident and Incident Figures			
Council (EMPLOYEES)	Q4 21/22	Q4 20/21	Q4 19/20
Average Head Count	3,561	3,596	3,565
Accidents	35	33	63
RIDDOR Reportable	-	2	-
Incident Rate	9.83	9.18	17.67

Schools (EMPLOYEES)	Q4 21/22	Q4 20/21	Q4 19/20
Average Head Count	3,055	3,064	3,105
Accidents	38	14	30
RIDDOR Reportable	2	1	2
Incident Rate	12.44	4.57	9.66

Council (MOTP)	Q4 21/22	Q4 20/21	Q4 19/20
Accidents	146	84	160
RIDDOR Reportable	4	-	-

Schools (MOTP)	Q4 21/22	Q4 20/21	Q4 19/20
Accidents	116	56	82
RIDDOR Reportable	-	2	-

Total Accidents	Q4 21/22	Q4 20/21	Q4 19/20
Council	181	117	223
Schools	154	70	112

Incidents	Q4 21/22	Q4 20/21	Q4 19/20
Council	87	164	111
Schools	2	14	9

Accident and Incident Statistics – 2021/22

Full year accident and incident figures – 2021/22 with comparison figures 2020/21 and 2019/20			
Council (EMPLOYEES)	2021/22	2020/21	2019/20
Accidents	147	141	264
RIDDOR Reportable	4	5	9

Schools (EMPLOYEES)	2021/22	2020/21	2019/20
Accidents	108	59	93
RIDDOR Reportable	6	1	7

Council (MOTP)	2021/22	2020/21	2019/20
Accidents	477	331	724
RIDDOR Reportable	6	4	10

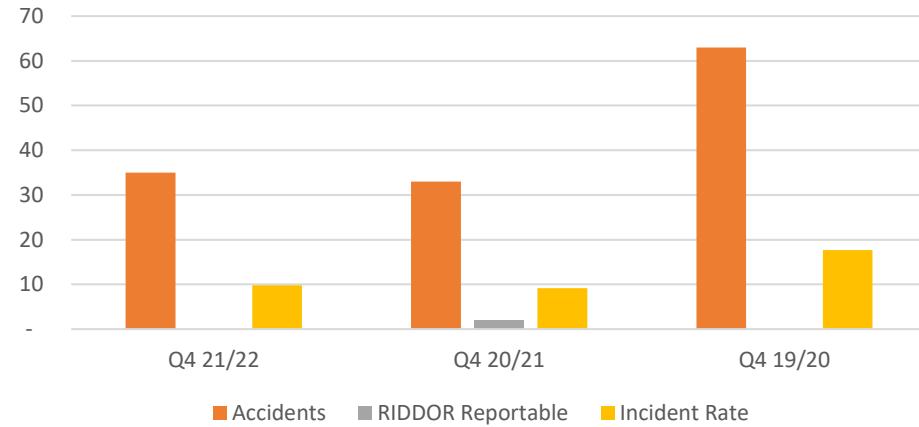
Schools (MOTP)	2021/22	2020/21	2019/20
Accidents	412	325	316
RIDDOR Reportable	2	2	10

Total Accidents	2021/22	2020/21	2019/20
Council	624	472	988
Schools	520	384	409

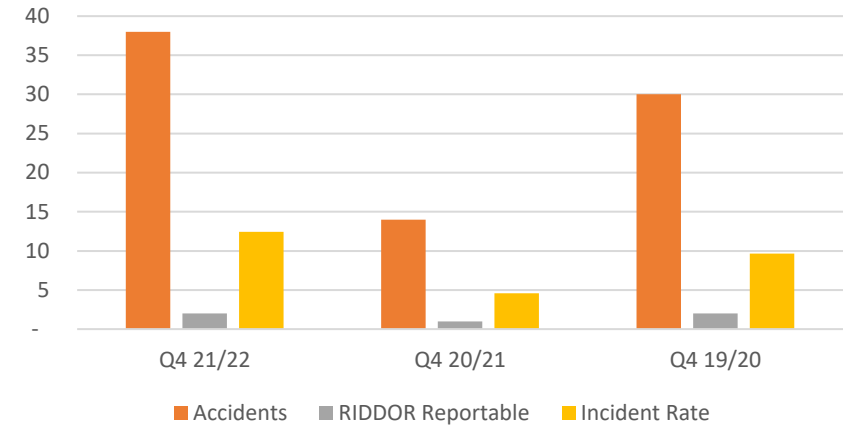
Incidents	2021/22	2020/21	2019/20
Council	432	530	471
Schools	19	34	59

Quarter 4 2021/22 and previous year comparisons

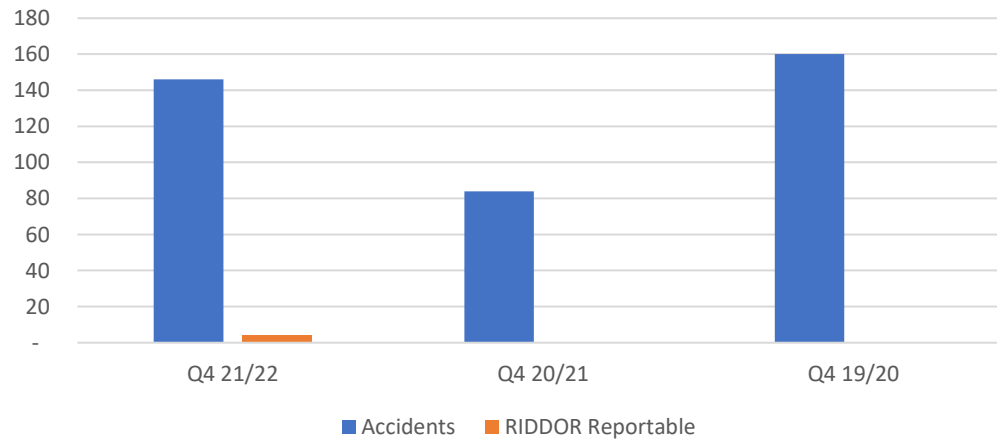
Council Employee Accidents



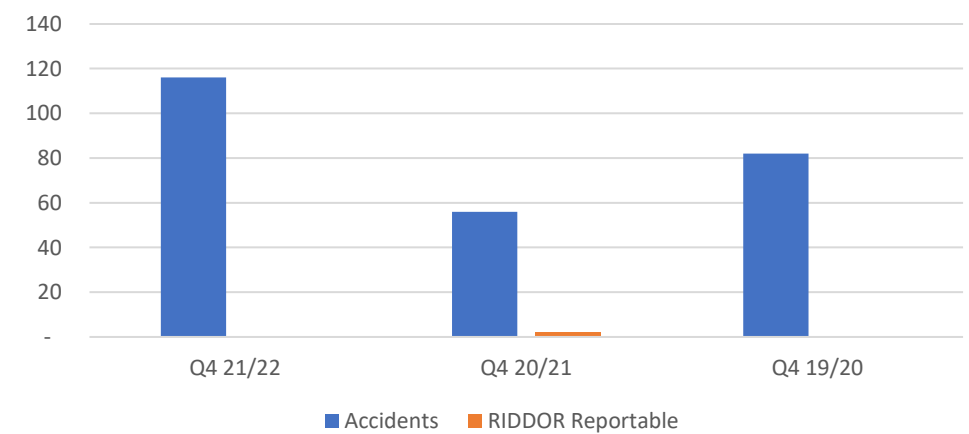
School Employee Accidents



Council - Members of the Public Accidents

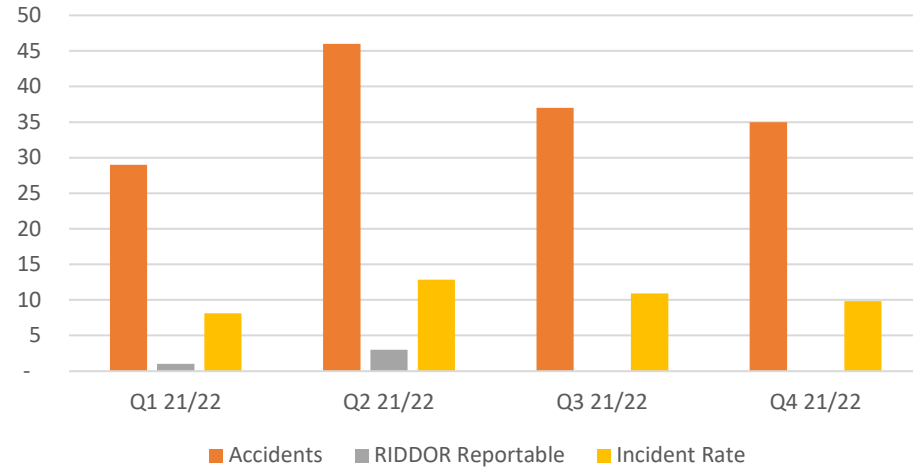


School - Members of the Public Accidents

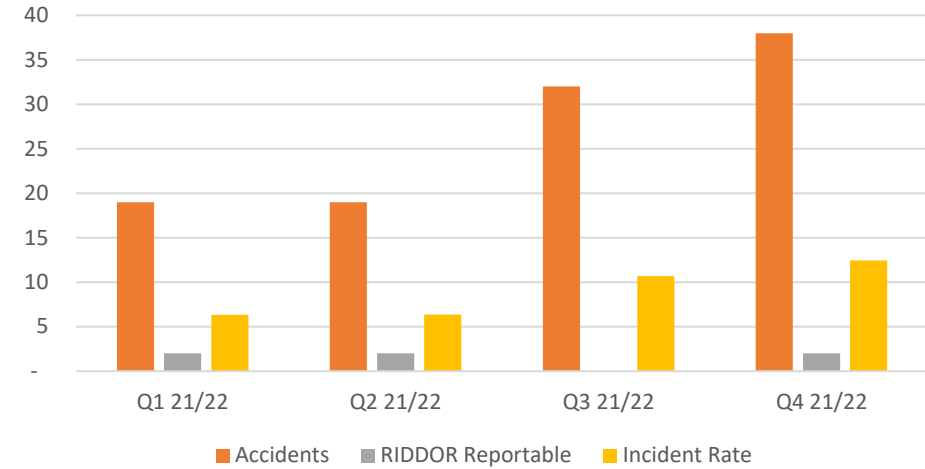


2021/22 – All quarters

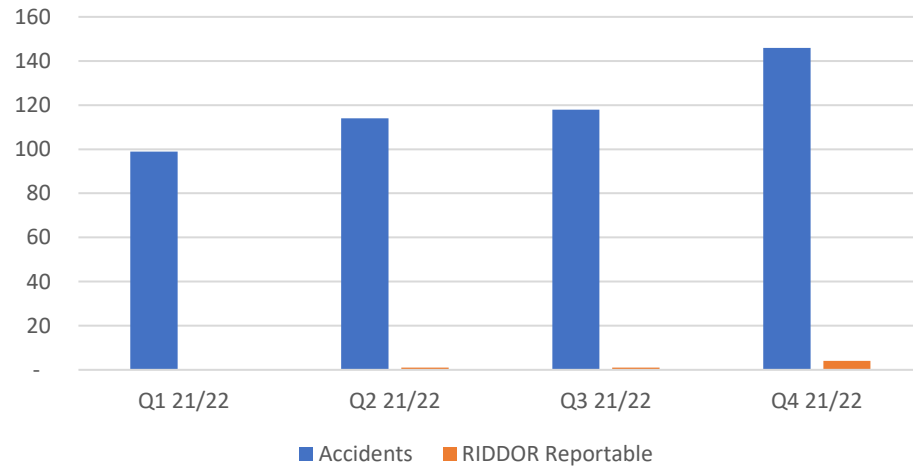
Council Employee Accidents



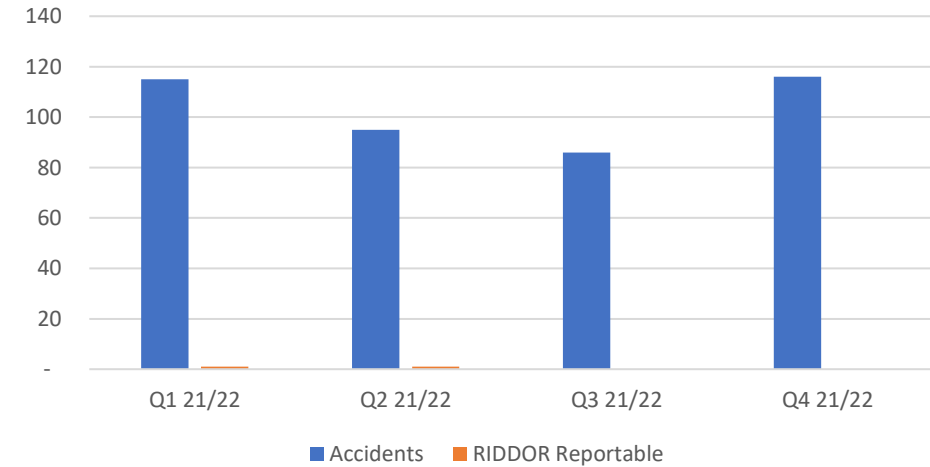
School Employee Accidents



Council Member of the Public Accidents



School - Members of the Public Accidents



School Visits - 2021/22

Type of School	Q1	Q2	Q3	Q4	Total 2021/22
Primary Maintained	16	8	11	5	40
Primary Academy	12	7	6	7	32
Secondary Maintained	0	0	1	0	1
Secondary Academy	5	0	0	0	5
Special	1	1	0	1	3
Special Academy	0	1	1	1	3
Local Exhaust Ventilation Tests – D&T	0	2	N/A Service no longer provided	N/A Service no longer provided	2
Local Exhaust Ventilation Tests - Science	0	2	N/A Service no longer provided	N/A Service no longer provided	2

Training Provision – Quarter 4 2021/22

Course	Number of Courses held	Council Staff Attendees	School Staff Attendees
First Aid at Work (blended-learning) (3 days)	3	6	14
First Aid at Work Re-qualification (2 days)	5	10	14
Paediatric First Aid (blended-learning) (2 days)	3	1	21
Emergency First Aid at Work (1 day)	3	13	7
Basic Life Support – delivered to Cheshire East Library Service (half day)	7	37	0
IOSH Managing Safely Refresher (1 day) (On-line)	1	3	2
IOSH Managing Safely (3 days) (On-line)	1	1	7
Total	23	71	65